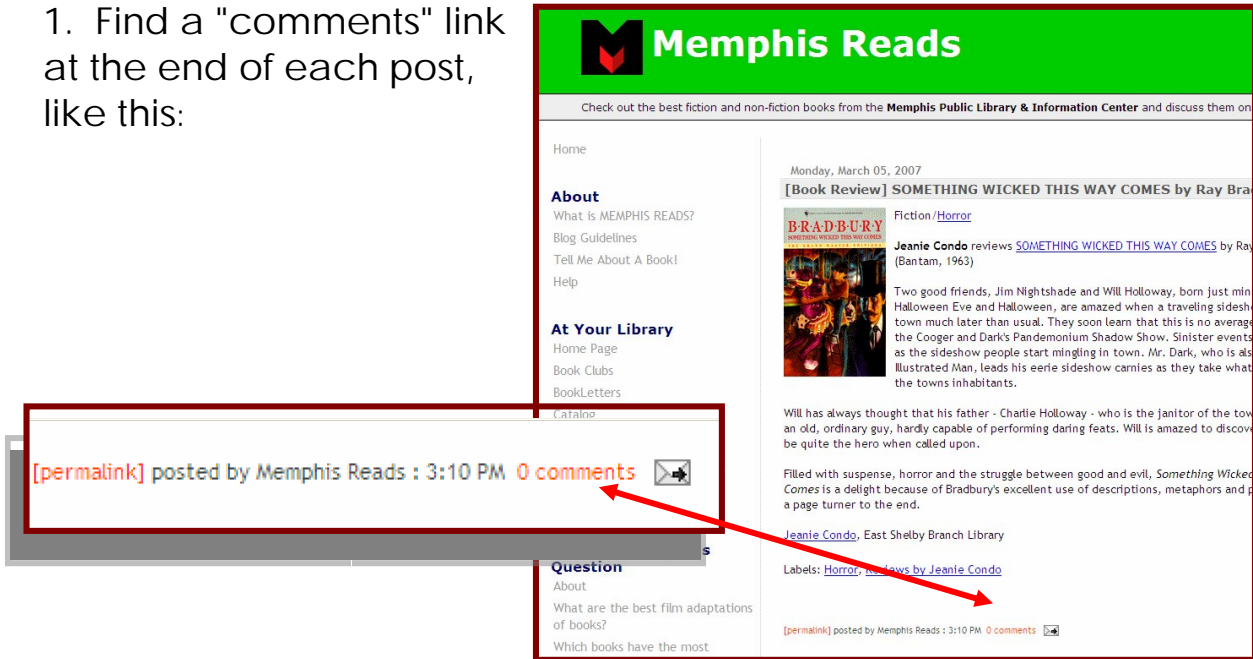


How do I leave comments on the Memphis Reads blog?

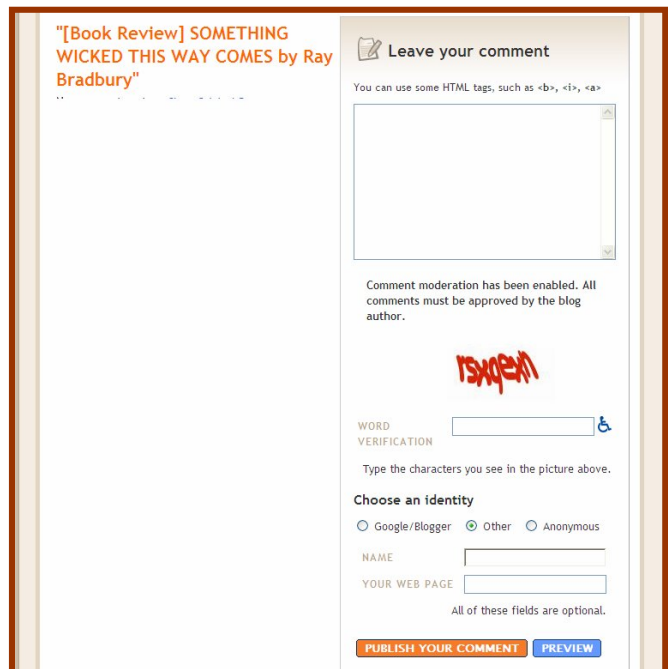
1. Find a "comments" link at the end of each post, like this:



The screenshot shows the Memphis Reads blog interface. The header is green with the Memphis Reads logo. The main content area displays a book review for 'SOMETHING WICKED THIS WAY COMES' by Ray Bradbury, dated Monday, March 05, 2007. The review is by Jeannie Condo. At the bottom of the post, a red box highlights the text: '[permalink] posted by Memphis Reads : 3:10 PM 0 comments'. A red arrow points from this link to the comment posting page shown in the next image.

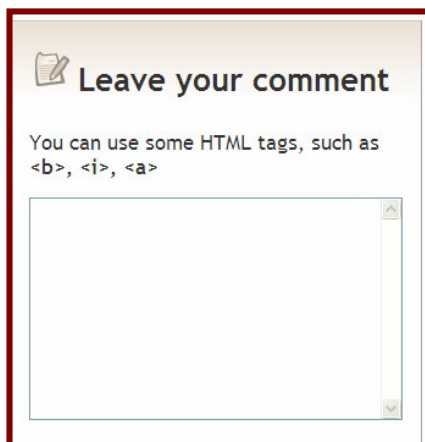
2. If you click this link, you will go to the comment posting page.

The comment posting page looks like this:



The screenshot shows the comment posting page for the book review. The page title is "[Book Review] SOMETHING WICKED THIS WAY COMES by Ray Bradbury". The page contains a text area for the comment, a word verification section with a CAPTCHA image, and a "Leave your comment" form with fields for name and web page. The form also includes a "PUBLISH YOUR COMMENT" button and a "PREVIEW" button.

In the upper left corner, there is an option to show or hide the original blog post that the comments relate to. The rest of the left-hand column contains any comments that have already been made.



The close-up screenshot shows the "Leave your comment" form. It features a document icon, the title "Leave your comment", and a text area for the comment. Below the text area, there is a small icon of a document.

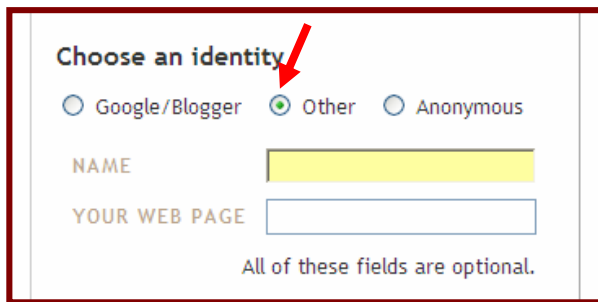
3. Enter your comment in the box on the right hand side of the page.

4. Complete the word verification query.



5. Choose OTHER as your identity option.

There are three identity options:



Google/Blogger username: If you have a Blogger account, your display name will appear on your comment.

Other: This option allows you to post a comment without having to have a Blogger account. This is the preferred option for Memphis Reads comments

Anonymous: No identifying information is displayed. The comment is credited to "Anonymous."

6. Type your name. Disregard the box for "your web page."

7. Publish Your Comment.

Comment moderation is enabled for this blog. Your comment will be saved until a blog moderator has approved it for publication.



Modified 3/6/2007. Based on the Blogger.com help document, "HOW DO I LEAVE COMMENTS OF A BLOG," < URL= <http://help.blogger.com/bin/answer.py?answer=42399>>